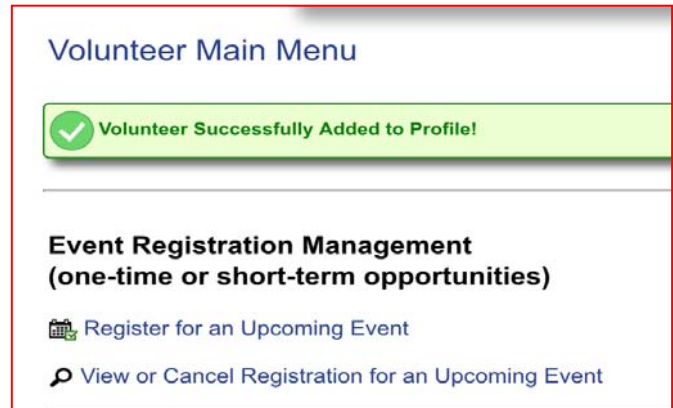


How to Register for an event with Habitat for Humanity of NW Metro Atlanta

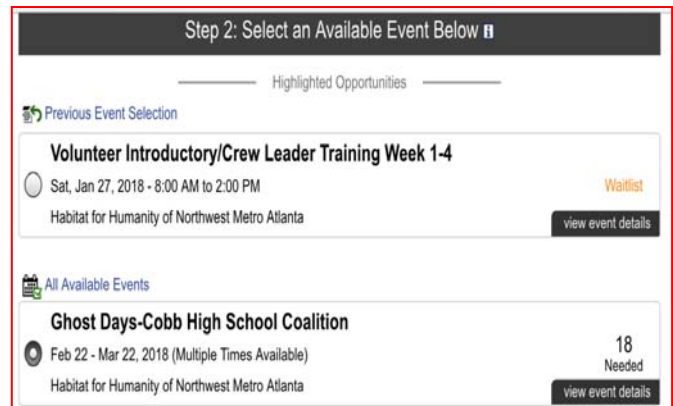
Step 1

Log into your profile and select “Register for an upcoming event”.



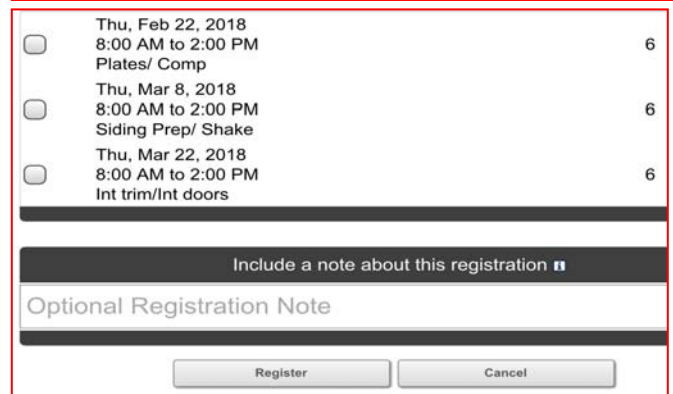
Step 2

Select an event that is available. It will say “needed” with a number above it on the right hand side.



Step 3

Select the event you wish to attend and then select the “register” button at the bottom.



NOTE: If using a *reservation code*,

select the drop down arrow that states “use a reservation code”. Enter the reservation code that was given to you by the POC from your group and select “apply reservation code”. Once selected it will show the events available for that reservation code. Select the event you wish to register for and then click “register”.

